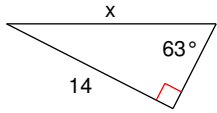


Using Trig Ratios

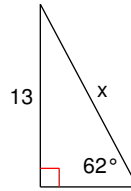
© 2012 Kuta Software LLC. All rights reserved.

Find the missing side. Round to the nearest tenth.

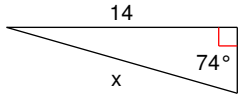
1)



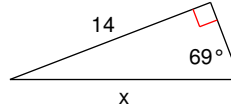
2)



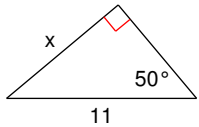
3)



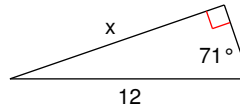
4)



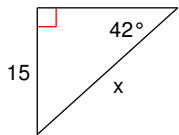
5)



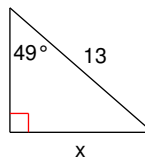
6)



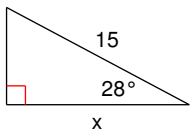
7)



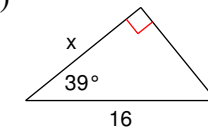
8)



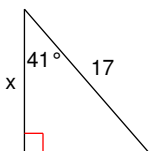
9)



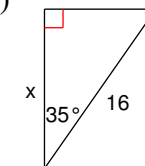
10)



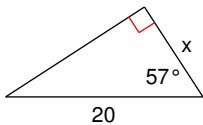
11)



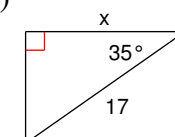
12)



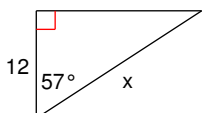
13)



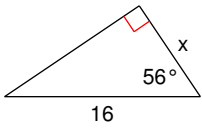
14)



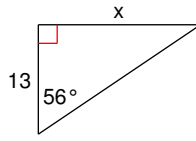
15)



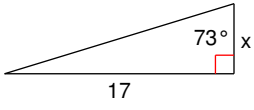
16)



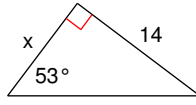
17)



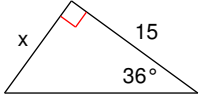
18)



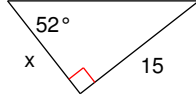
19)



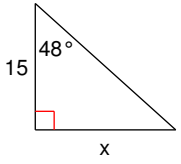
20)



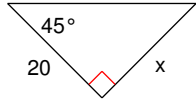
21)



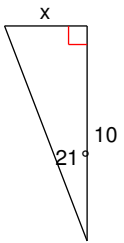
22)



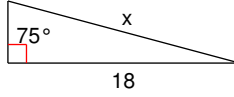
23)



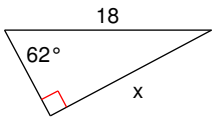
24)



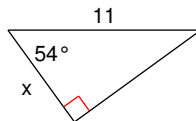
25)



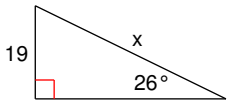
26)



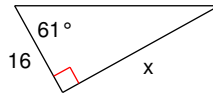
27)



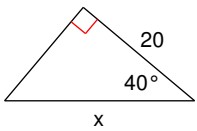
28)



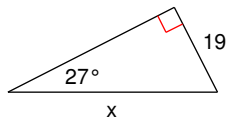
29)



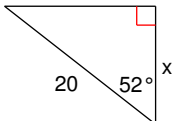
30)



31)



32)



Answers to Using Trig Ratios (ID: 1)

1) 15.7
5) 8.4
9) 13.2
13) 10.9
17) 19.3
21) 11.7
25) 18.6
29) 28.9

2) 14.7
6) 11.3
10) 12.4
14) 13.9
18) 5.2
22) 16.7
26) 15.9
30) 26.1

3) 14.6
7) 22.4
11) 12.8
15) 22.0
19) 10.5
23) 20.0
27) 6.5
31) 41.9

4) 15.0
8) 9.8
12) 13.1
16) 8.9
20) 10.9
24) 3.8
28) 43.3
32) 12.3