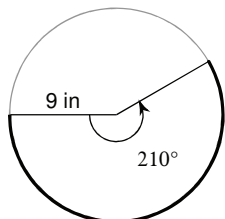


Arcs and Sectors

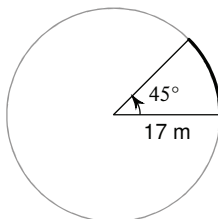
© 2012 Kuta Software LLC. All rights reserved.

Find the LENGTH of each ARC. LEAVE PI IN YOUR ANSWER

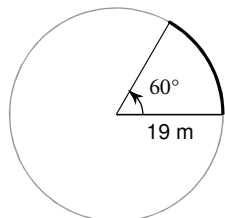
1)



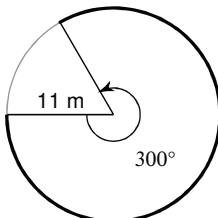
2)



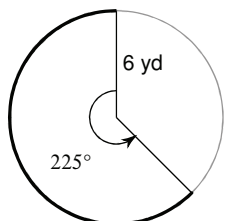
3)



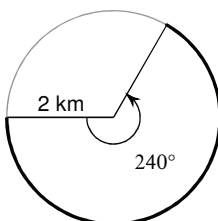
4)



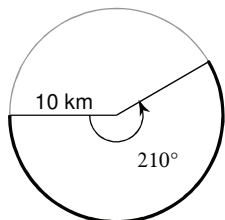
5)



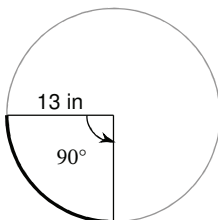
6)



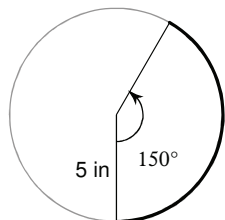
7)



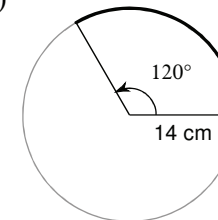
8)



9)

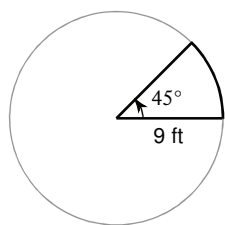


10)

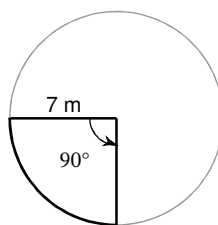


Find the AREA of each SECTOR. LEAVE PI IN YOUR ANSWER

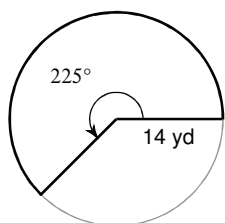
11)



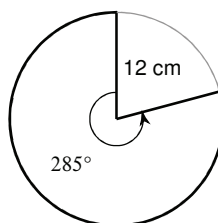
12)



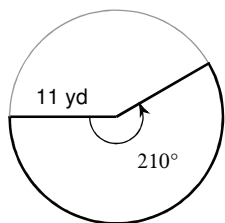
13)



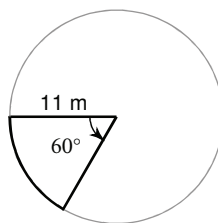
14)



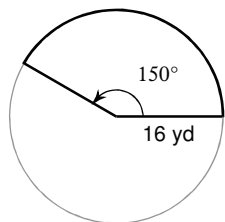
15)



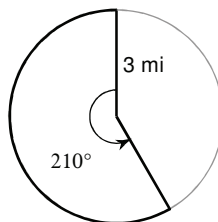
16)



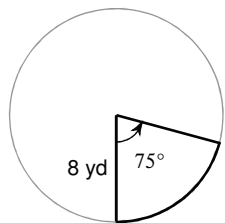
17)



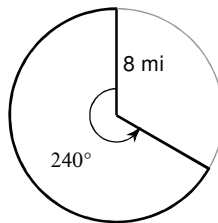
18)



19)



20)



Answers to Arcs and Sectors (ID: 1)

1) $\frac{21\pi}{2}$ in

2) $\frac{17\pi}{4}$ m

3) $\frac{19\pi}{3}$ m

4) $\frac{55\pi}{3}$ m

5) $\frac{15\pi}{2}$ yd

6) $\frac{8\pi}{3}$ km

7) $\frac{35\pi}{3}$ km

8) $\frac{13\pi}{2}$ in

9) $\frac{25\pi}{6}$ in

10) $\frac{28\pi}{3}$ cm

11) $\frac{81\pi}{8}$ ft²

12) $\frac{49\pi}{4}$ m²

13) $\frac{245\pi}{2}$ yd²

14) 114π cm²

15) $\frac{847\pi}{12}$ yd²

16) $\frac{121\pi}{6}$ m²

17) $\frac{320\pi}{3}$ yd²

18) $\frac{21\pi}{4}$ mi²

19) $\frac{40\pi}{3}$ yd²

20) $\frac{128\pi}{3}$ mi²