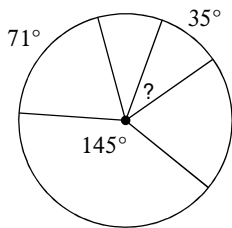


Central Angles

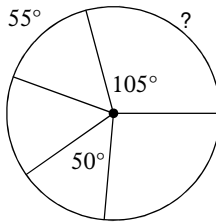
© 2012 Kuta Software LLC. All rights reserved.

Find the measure of the arc or central angle indicated. Assume that lines which appear to be diameters are actual diameters.

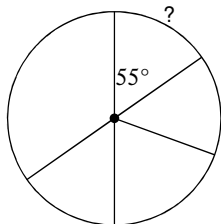
1)



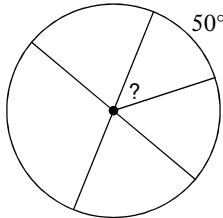
2)



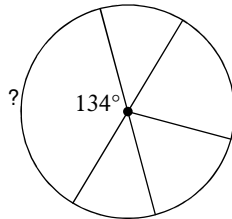
3)



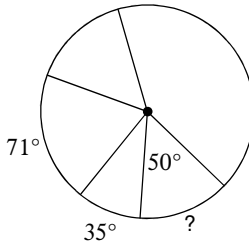
4)



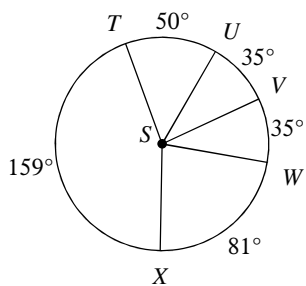
5)



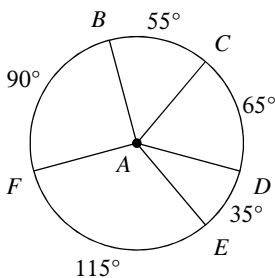
6)



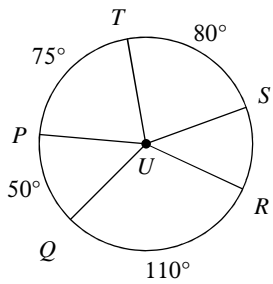
7) $m\angle TSV$



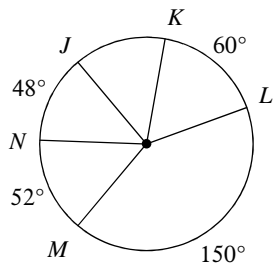
8) $m\angle CAE$



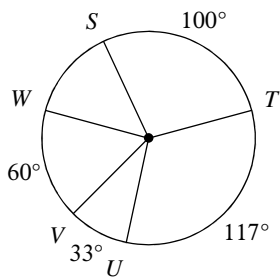
9) $m\angle TUR$



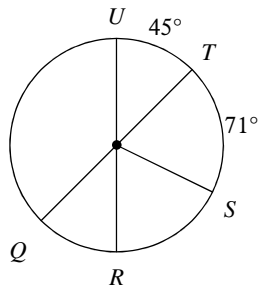
10) $m\widehat{JLN}$



11) $m\widehat{UWT}$

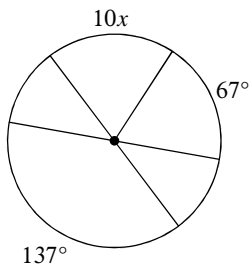


12) $m\widehat{QUS}$

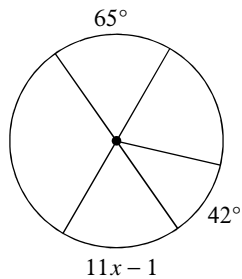


Solve for x . Assume that lines which appear to be diameters are actual diameters.

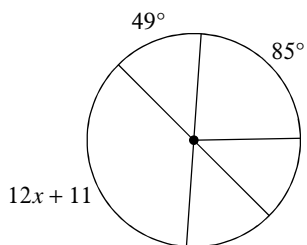
13)



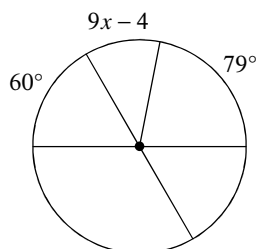
14)



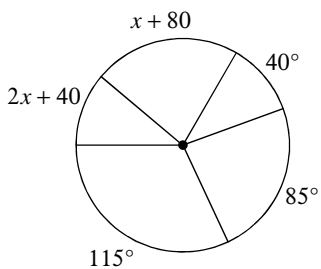
15)



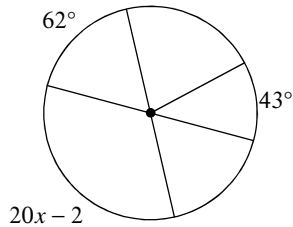
16)



17)



18)



Answers to Central Angles (ID: 1)

1) 35°

5) 134°

9) 125°

13) 7

17) 0

2) 105°

6) 50°

10) 312°

14) 6

18) 6

3) 55°

7) 85°

11) 243°

15) 10

4) 50°

8) 100°

12) 251°

16) 5