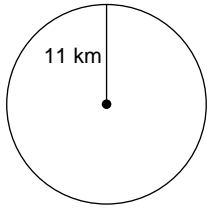


Unit 3 Test - Study Guide

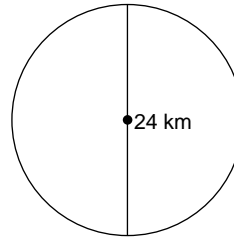
© 2013 Kuta Software LLC. All rights reserved.

Find the area of each. Use your calculator's value of π . Round your answer to the nearest tenth.

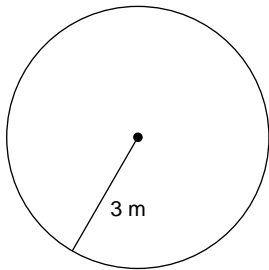
1)



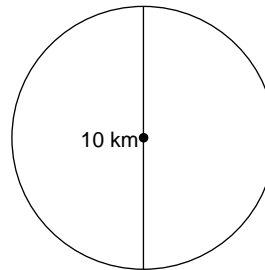
2)

**Find the circumference of each circle. Use your calculator's value of π . Round your answer to the nearest tenth.**

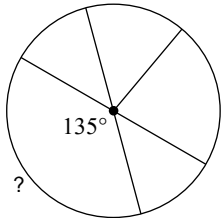
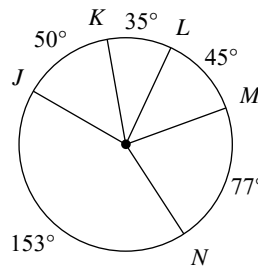
3)



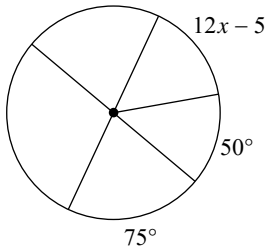
4)

**Find the measure of the arc or central angle indicated. Assume that lines which appear to be diameters are actual diameters.**

5)

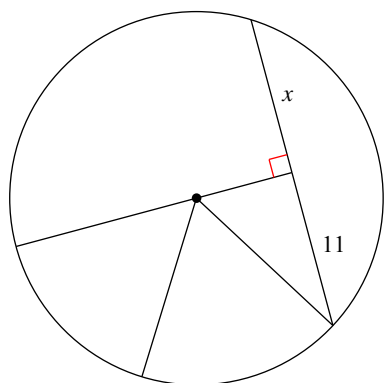
6) $m\widehat{NJL}$ **Solve for x . Assume that lines which appear to be diameters are actual diameters.**

7)

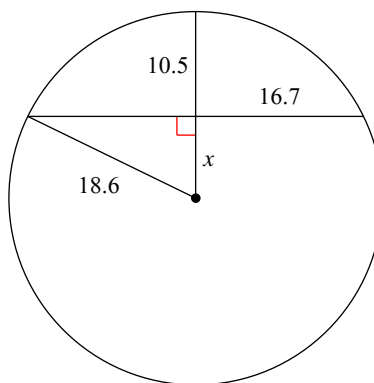


Find the length of the segment indicated. Round your answer to the nearest tenth if necessary.

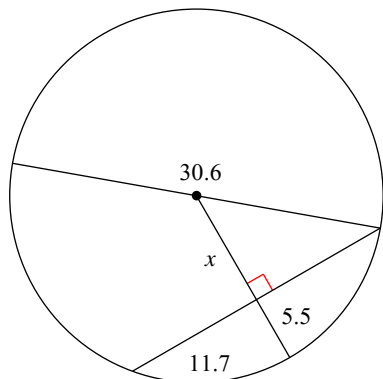
8)



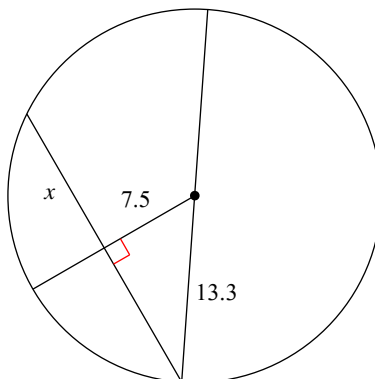
9)



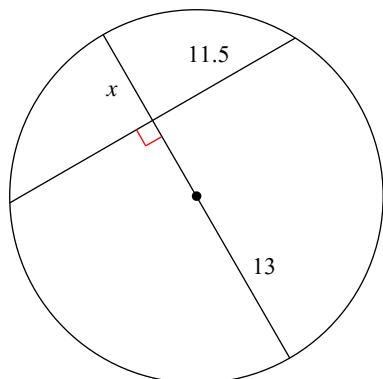
10)



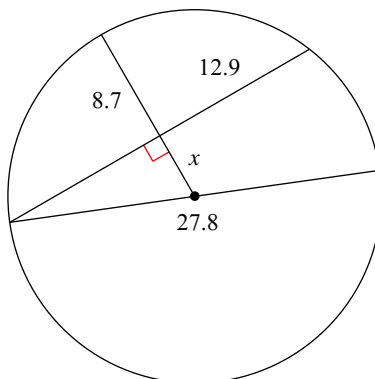
11)



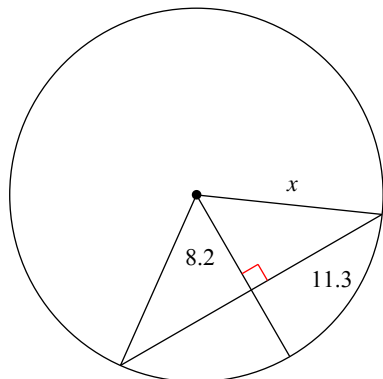
12)



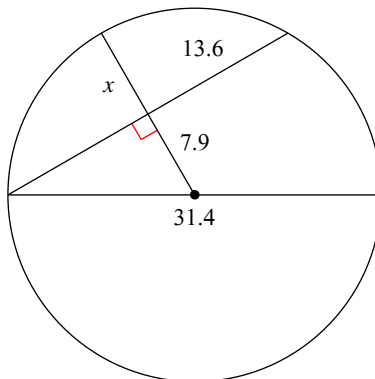
13)



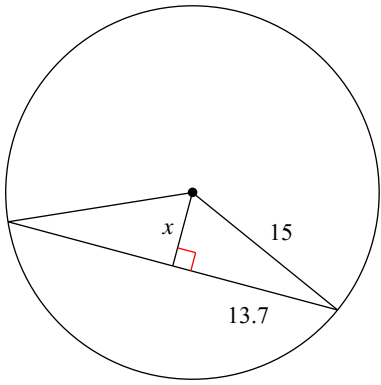
14)



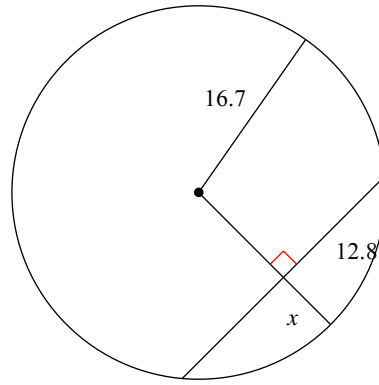
15)



16)

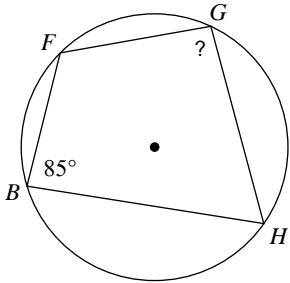


17)

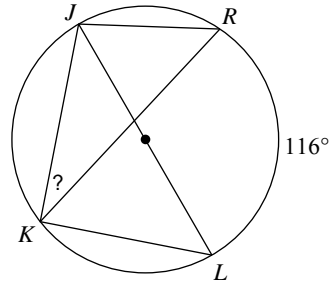


Find the measure of the arc or angle indicated.

18)

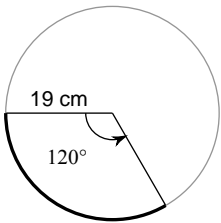


19)



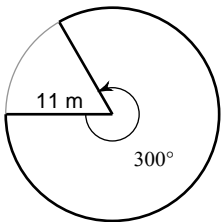
Find the LENGTH of each ARC. LEAVE PI IN YOUR ANSWER

20)



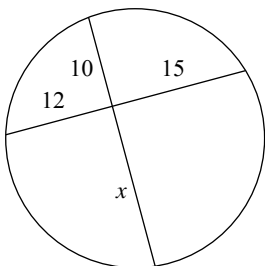
Find the AREA of each SECTOR. LEAVE PI IN YOUR ANSWER

21)

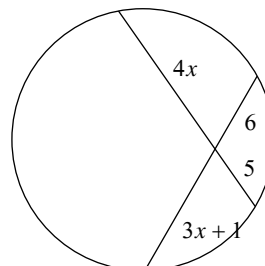


Solve for x.

22)

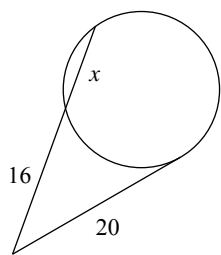


23)

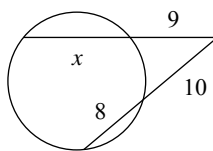


Solve for x . Assume that lines which appear tangent are tangent.

24)

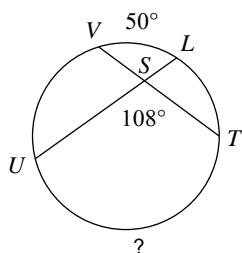


25)

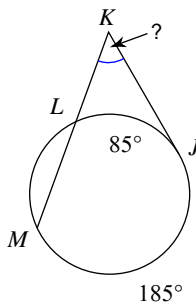


Find the measure of the arc or angle indicated. Assume that lines which appear tangent are tangent.

26)

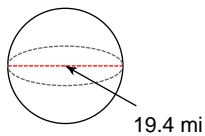


27)

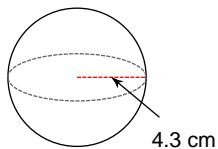


Find the surface area of each figure. Round your answers to the nearest hundredth, if necessary.

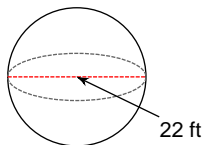
28)



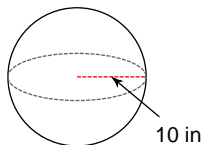
29)



30)

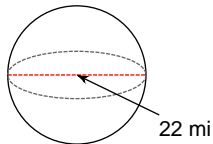


31)

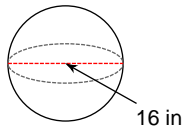


Find the volume of each figure. Round your answers to the nearest hundredth, if necessary.

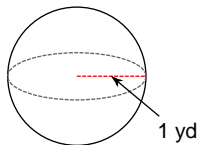
32)



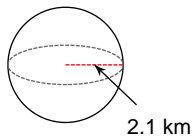
33)



34)



35)



Answers to Unit 3 Test - Study Guide (ID: 1)

1) 380.1 km^2

2) 452.4 km^2

3) 18.8 m

4) 31.4 km

5) 135°

6) 238°

7) 5

8) 11

9) 8.1

10) 9.8

11) 11

12) 6.9

13) 5.2

14) 14

15) 7.8

16) 6.1

17) 6

18) 95°

19) 32°

20) $\frac{38\pi}{3} \text{ cm}$

21) $\frac{605\pi}{6} \text{ m}^2$

22) 18

23) 3

24) 9

25) 11

26) 166°

27) 50°

28) 1182.37 mi^2

29) 232.35 cm^2

30) 1520.53 ft^2

31) 1256.64 in^2

32) 5575.28 mi^3

33) 2144.66 in^3

34) 4.19 yd^3

35) 38.79 km^3