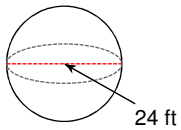


## Unit 3 Quiz 1 Study Guide

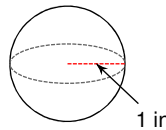
© 2012 Kuta Software LLC. All rights reserved.

**Find the VOLUME of each figure. Round your answers to the nearest hundredth. Leave your answers in terms of  $\pi$ .**

1)

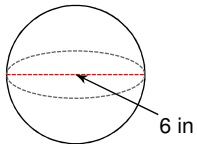


2)

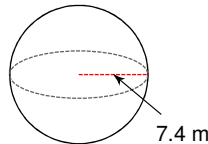


**Find the SURFACE AREA of each figure. Round your answers to the nearest hundredth. Leave your answers in terms of  $\pi$ .**

3)

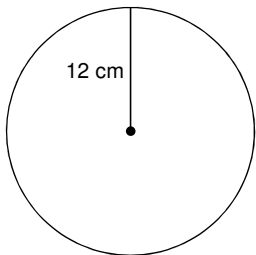


4)

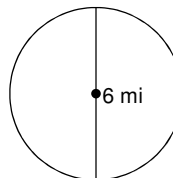


**Find the area of each. Use your calculator's value of  $\pi$ . Round your answer to the nearest tenth.**

5)

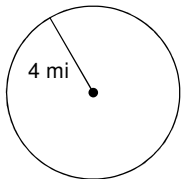


6)

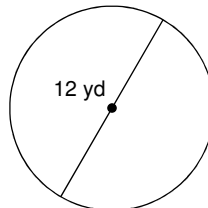


**Find the circumference of each circle. Use your calculator's value of  $\pi$ . Round your answer to the nearest tenth.**

7)

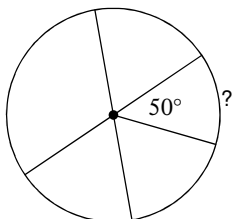


8)

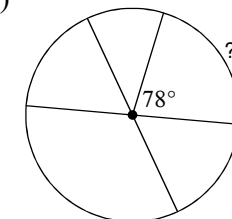


**Find the measure of the arc or central angle indicated. Assume that lines which appear to be diameters are actual diameters.**

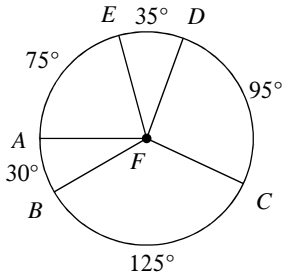
9)



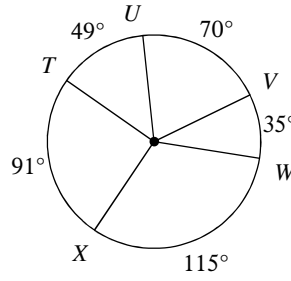
10)



11)  $m\angle BFE$

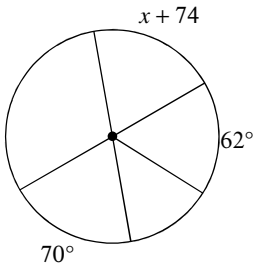


12)  $m\widehat{XTV}$

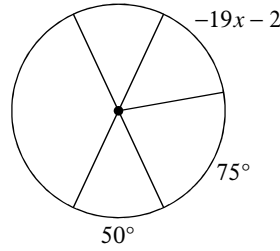


Solve for  $x$ . Assume that lines which appear to be diameters are actual diameters.

13)

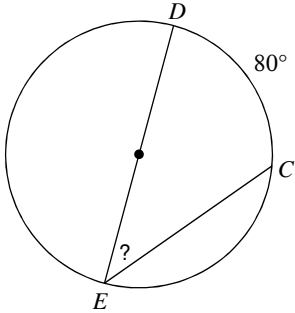


14)

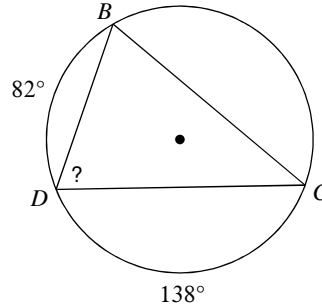


Find the measure of the arc or angle indicated.

15)

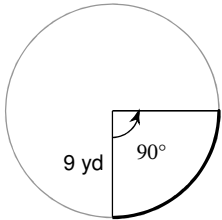


16)

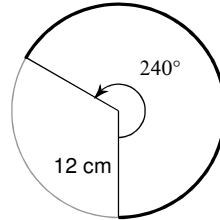


Find the length of each arc. LEAVE PI IN YOUR ANSWER

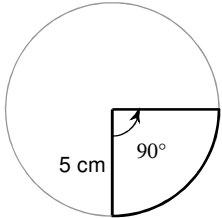
17)



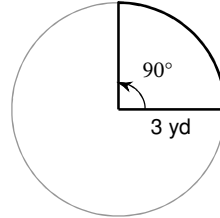
18)



19)



20)



## Answers to Unit 3 Quiz 1 Study Guide (ID: 1)

1)  $2304\pi \text{ ft}^3$

5)  $452.4 \text{ cm}^2$

9)  $50^\circ$

13)  $-4$

17)  $\frac{9\pi}{2} \text{ yd}$

2)  $1.33\pi \text{ in}^3$

6)  $28.3 \text{ mi}^2$

10)  $78^\circ$

14)  $-3$

18)  $16\pi \text{ cm}$

3)  $36\pi \text{ in}^2$

7)  $25.1 \text{ mi}$

11)  $105^\circ$

15)  $40^\circ$

19)  $\frac{25\pi}{4} \text{ cm}^2$

4)  $219.04\pi \text{ m}^2$

8)  $37.7 \text{ yd}$

12)  $210^\circ$

16)  $70^\circ$

20)  $\frac{9\pi}{4} \text{ yd}^2$